

Alecto

SMART-BRIDGE10



NL De SMART-BRIDGE10 werkt samen met alle Zigbee sensoren.

FR Le SMART-BRIDGE10 fonctionne avec tous les capteurs Zigbee.

DE Die SMART-BRIDGE10 funktioniert mit allen Zigbee-Sensoren.

GB The SMART-BRIDGE10 works with all Zigbee sensors.

ES El SMART-BRIDGE10 funciona con todos los sensores Zigbee.

IT SMART-BRIDGE10 funziona con tutti i sensori Zigbee.

PT O SMART-BRIDGE10 funciona com todos os sensores Zigbee.

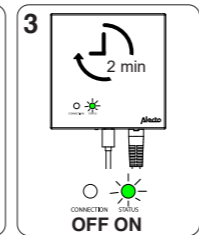
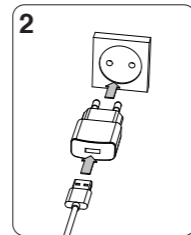
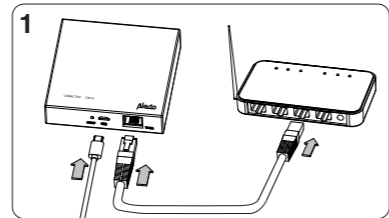
PL SMART-BRIDGE10 współpracuje ze wszystkimi czujnikami Zigbee.

SE SMART-BRIDGE10 arbetar tillsammans med alla Zigbee sensorer.

RO SMART-BRIDGE10 funcționează împreună cu toți senzorii Zigbee.

DK SMART-BRIDGE10 fungerer med alle Zigbee-sensorer.

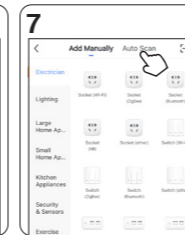
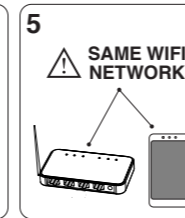
1



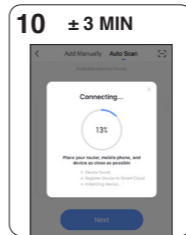
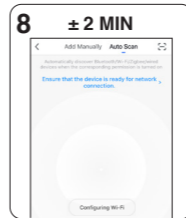
2



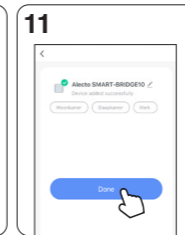
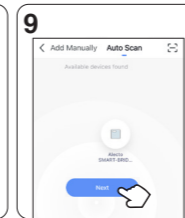
3



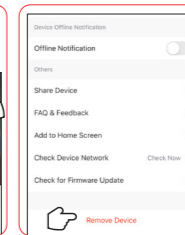
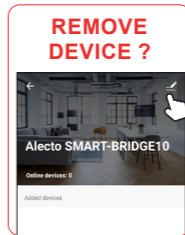
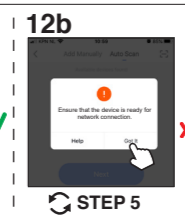
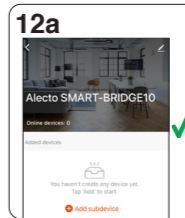
3



4



4



5

NL

⚠ ATTENTIE!

- Houd het product uit de buurt van vloeistoffen en vochtigheid.
- Wilt u de SMART-BRIDGE10 op een andere router aanmelden of wilt u de SMART-BRIDGE10 opnieuw aanmelden met een ander toestel? Verwijder dan eerste de SMART-BRIDGE10 uit de SmartLife app.


FR

⚠ ATTENTION!

- Eloignez toujours des liquides et de l'humidité.
- Voulez-vous connecter le SMART-BRIDGE10 à un autre routeur ou voulez-vous reconnecter le SMART-BRIDGE10 à un autre appareil ? Retirez d'abord le SMART-BRIDGE10 de l'application SmartLife.

6

SPECIFICATIONS

Communication technology:	Zigbee, LAN
Protocol:	Zigbee 3.0
Operating system:	Android 4.4+ or iOS 9.0+
Detection range:	Up to 30 meters
Ethernet speed:	Up to 100 Mbps
Memory:	Flash 128 Mb, RAM 256 Mb
Frequency:	2.4 GHz
Maximum output power:	19 dBm
Dynamic output power:	>35 dB
Adapter model:	KA06E-0501000EU
Adapter input:	100-240V 50/60Hz 0.25A
Adapter output:	5V  1A
Working voltage:	1.8~3.3V
Operation temperature:	-10°C ~ 55°C
Operation humidity:	10% - 90% (no condensation)
Dimensions:	23x90x90 mm
Environment of use:	Only indoor!

DECLARATION OF CONFORMITY

Hereby, Commaxx declares that the radio equipment type Alecto SMART-BRIDGE10 is in compliance with directive 2014/53/EU. The full text of the EU declaration of conformity is available at the following internet address:
https://commaxx-certificates.com/doc/smart-bridge10_doc.pdf

Zigbee-2405~2480 MHz- < 10 dBm

Commaxx B.V.
Wiebachstraat 37
6466 NG Kerkrade
The Netherlands



DE

ACHTUNG!

- Von Flüssigkeiten und Feuchtigkeit fernhalten.
- Möchten Sie den SMART-BRIDGE10 an einen anderen Router anschließen oder den SMART-BRIDGE10 wieder an ein anderes Gerät anschließen? Entfernen Sie zunächst den SMART-BRIDGE10 aus der SmartLife App.

GB

ATTENTION!

- Keep away from liquids and humidity.
- Do you want to connect the SMART-BRIDGE10 to another router or do you want to reconnect the SMART-BRIDGE10 to another device? First remove the SMART-BRIDGE10 from the SmartLife app.

ES

ATENCIÓN:

- Mantener alejado de líquidos y de la humedad.
- ¿Desea conectar el SMART-BRIDGE10 a otro enrutador o desea volver a conectar el SMART-BRIDGE10 a otro dispositivo? En primer lugar, retire el SMART-BRIDGE10 de la aplicación SmartLife.

IT

ATTENZIONE!

- Tenere lontano da liquidi e umidità.
- Vuoi collegare SMART-BRIDGE10 ad un altro router o vuoi ricollegare SMART-BRIDGE10 ad un altro dispositivo? Per prima cosa rimuovere SMART-BRIDGE10 dall'applicazione SmartLife.

PT

ATENÇÃO!

- Mantenha afastado de líquidos e de humidade.
- Pretende ligar o SMART-BRIDGE10 a outro router ou pretende voltar a ligar o SMART-BRIDGE10 a outro dispositivo? Primeiro, remova o SMART-BRIDGE10 do aplicativo SmartLife.

PL

UWAGA!

- Trzymać z dala od płynów i wilgoci.
- Chcesz podłączyć SMART-BRIDGE10 do innego routera lub chcesz ponownie podłączyć SMART-BRIDGE10 do innego urządzenia? Najpierw usuń SMART-BRIDGE10 z aplikacji SmartLife.

SW

OBS!

- Undvik kontakt med vätskor och fukt.
- Vill du registrera SMART-BRIDGE10 på en annan router eller vill du registrera SMART-BRIDGE10 igen med en annan enhet? Ta först bort SMART-BRIDGE10 från SmartLife-appen.

RO

ATENȚIE!

- Nu lăsați produsul departe lichide și umiditate.
- Doriți să înregistrați SMART-BRIDGE10 pe un alt router sau doriți să înregistrați din nou SMART-BRIDGE10 cu alt dispozitiv? Mai întâi scoateți SMART-BRIDGE10 din aplicația SmartLife.

DK

OPMÆRKSOMHED!

- Hold den væk fra væsker og fugtighed.
- Ønsker du at tilslutte SMART-BRIDGE10 til en anden router, eller ønsker du at tilslutte SMART-BRIDGE10 til en anden enhed igen? Fjern først SMART-BRIDGE10 fra SmartLife-appen.